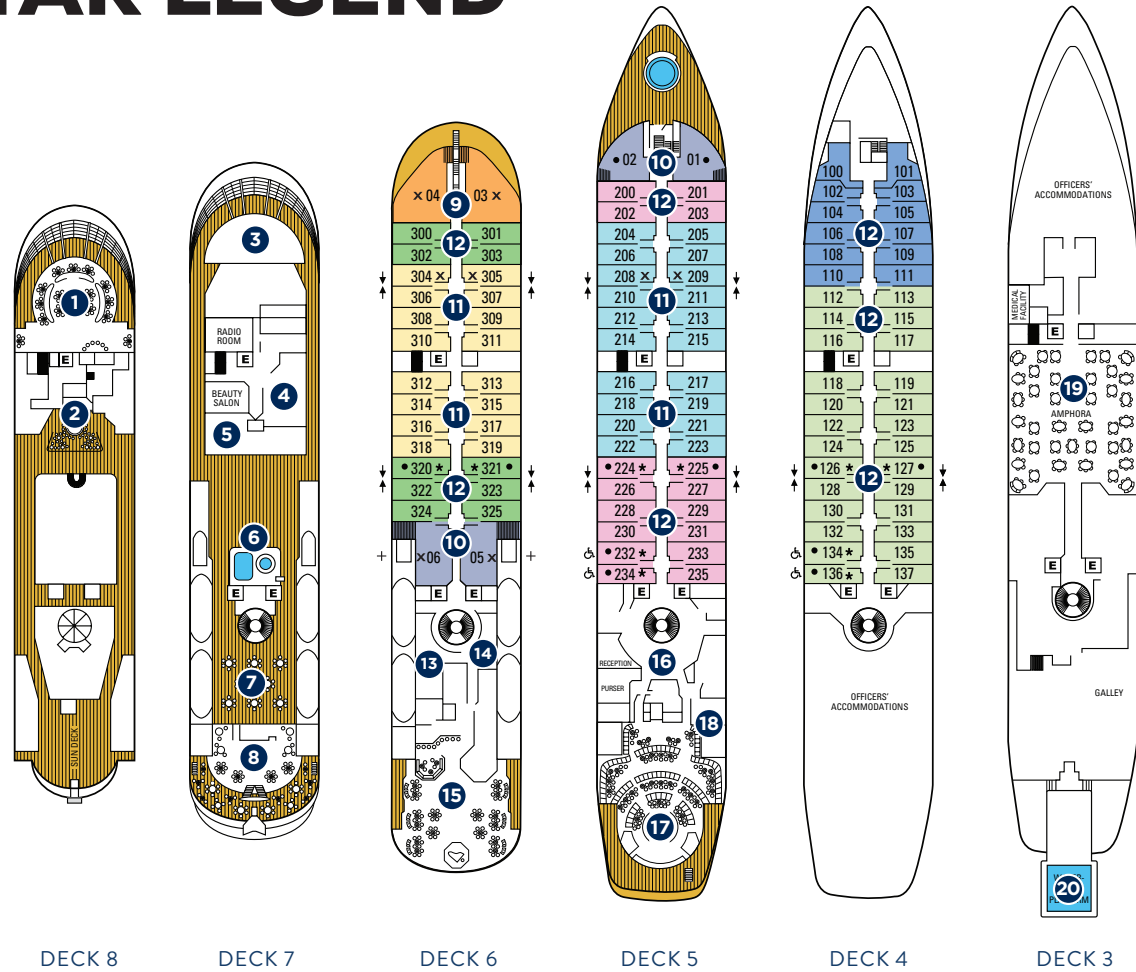


# STAR LEGEND



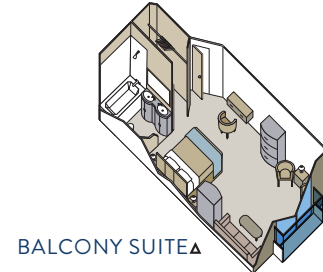
OWNER'S SUITE, FORWARD<sup>Δ</sup>



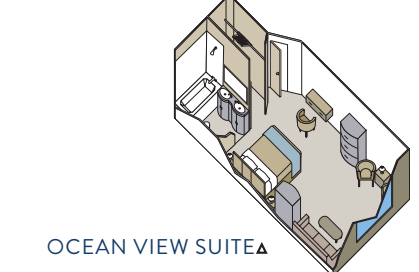
CLASSIC SUITE, MIDSHIP<sup>Δ</sup>



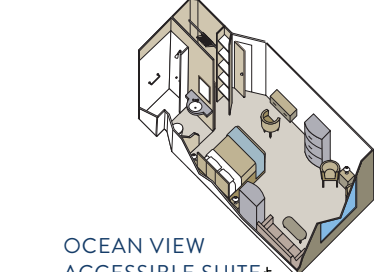
CLASSIC SUITE, FORWARD<sup>Δ</sup>



BALCONY SUITE<sup>Δ</sup>



OCEAN VIEW SUITE<sup>Δ</sup>



OCEAN VIEW ACCESSIBLE SUITE<sup>♿</sup>

- + RESTRICTED VIEW
- ↕ ADJOINING SUITES
- E ELEVATOR
- \* SHOWER ONLY
- ONE QUEEN SIZE BED ONLY (no twin option)
- x QUEEN BED ONLY
- Δ STAR LEGEND HAS A SINGLE SINK
- ♿ MODIFIED ACCESSIBLE SUITES
- Feature a full-size bed (can be converted to twins)
- Suites 134, 136, 232 & 234, are modified accessible, shower only with a small lip into shower, a step into the bathroom with a portable ramp, standard interior and exterior doorways.

## ONBOARD SPACES

- |                                      |                         |
|--------------------------------------|-------------------------|
| 1 Yacht Club Café                    | 11 Balcony Suites       |
| 2 Star Bar                           | 12 Ocean View Suites    |
| 3 Bridge                             | 13 Signature Shop       |
| 4 WindSpa                            | 14 Library              |
| 5 Fitness Center                     | 15 Compass Rose         |
| 6 Counter-current pool and whirlpool | 16 Reception            |
| 7 Courtyard                          | 17 Lounge               |
| 8 Veranda/Candles                    | 18 Screening Room       |
| 9 Owner's Suites                     | 19 AmphorA Restaurant   |
| 10 Classic Suites                    | 20 Watersports Platform |


- OWNER'S SUITE (OW)
- CLASSIC SUITE (CS)
- BALCONY SUITE 1 (BS1)
- BALCONY SUITE (BS)
- OCEAN VIEW SUITE 3 (S3)
- OCEAN VIEW SUITE 2 (S2)
- OCEAN VIEW SUITE 1 (S1)
- OCEAN VIEW SUITE (S)

## SHIP FACTS

- GUEST CAPACITY: 212
- GUEST DECKS: 6
- CREW MEMBERS: 150-153
- LENGTH: 440 feet (134 meters)
- BEAM: 63 feet (19 meters)
- DRAFT: 16.5 feet (5 meters)
- CRUISING SPEED: 15 knots
- PROPULSION: Twin propeller, driven by four Bergen marine diesel engines
- TONNAGE: 9,975 gross registered tons (grt)
- SHIP'S REGISTRY: Bahamas

## ALL-SUITE SHIP

- Owner's Suites (OW):**  
575 square feet (54 square meters)
- Classic Suites (CS):**  
Forward Suites, 01 and 02 – 400 square feet (37 square meters)  
Midship Suites, 05 and 06 – 530 square feet (49 square meters)  
Classic Suites with 3<sup>rd</sup> berths – 05 and 06
- Balcony Suites (BS, BS1):**  
277 square feet (26 square meters)  
Balcony Suites with 3<sup>rd</sup> berths – 204-205, and 222-223
- Ocean View Suites (S, S1, S2, S3):**  
277 square feet (26 square meters)



Ocean View Suites with 3<sup>rd</sup> berths – 112-115, 200-201, 300-301

Modified Accessible Suites: 277 square feet (26 square meters), Suites 134, 136, 232, 234



Illustrations are representative only. Actual layout of ships may vary slightly.

- Access to board ship is via stairs only.
- Access to/from outside deck may require assistance with doors and thresholds.